



Home Security Crime Prevention Tips

Unfortunately, Davis experiences its share of residential burglaries. There is really no such thing as a burglar-proof home. Even a high-tech security system can be breached. If someone is dedicated enough, skilled enough, and has the proper tools, they can get in no matter what.

What **you can do** is take proactive steps to prevent future victimization by making your residence a harder target. These basic preventative measures can deter the average criminal and send them elsewhere. Review the following home security tips and apply the necessary prevention measures.

Home Security Tips:

- **Develop layers of protection; there is no one system that will protect your home.** It is easy for criminals to bypass a single layer of defense.
- **Properly secure your residence.** This means **closing and locking** all doors, windows, sliders, gates, etc. when not in use. It is important these preventative steps are taken, especially during vulnerable times such as when you are away from your residence or sleeping. **Make it a habit!**
- **All outside doors should contain a solid core and substantial locks.** The best type of lock has a locking tongue (deadbolt) that is at least 1” in length.
- **Treat inside garage doors the same as an outside door.** Even though it is inside your home it must be able to withstand a full out assault. Often the doors that access the house from the garage are hollow-core and have cheap locks (if they are locked at all) which is why break-ins through garages are common.
- **Look into safety-coating the most vulnerable windows.** Safety coat is an adhesive plastic sheeting that makes breaking out windows difficult. Instead of a quick pop, the criminal now has to stand there and repeatedly pound before they can even reach the lock.
- **Be sure to have heavy drapes or good blinds – especially on rooms where there is expensive equipment.** Thin, sheer drapes – although attractive – also allow burglars to look inside.
- **Make sure sliding glass doors and windows are installed correctly.** An estimated one quarter of all sliding glass doors and windows are installed backwards (so the sliding part is on the outside track). This allows the criminal to simply lift out the panel and enter.
- **Use a dowel or a “track lock” in the tracks of your windows and sliding doors.** The dowel should be within an inch of the track’s length (long enough to keep the criminal from slipping his fingers in). Track stops are generally the best way to restrict your glass doors and windows from being slid open.






Davis Police Department
530-747-5400 | @CityofDavis @CityofDavis
2600 Fifth St., Davis, CA 95618

CITYOFDAVIS.ORG



- **NOTE:** If you use a dowel, then be sure you are able to remove it easily when it is in the track by tying a string around it which will allow you to pull it out when necessary.
You never want to be trapped in your home.
- **Install motion detector lights in areas where no one should be.** This way you know something isn't right when they go off.
- **Make sure the gates are locked if you have a fence.** This is especially important with accesses to an alley, greenbelt, or park. A locked gate or fence forces a thief to climb over while carrying objects, whereas an unlocked gate or fence allows someone to walk right through it.
- **Properly document your valuable items and their associated serial numbers. For items without serial numbers engrave your own serial number. This can be your driver's license and would look like this (CADL#12345678).** If you are a victim of property theft, providing the police with documented serial numbers can greatly assist in the recovery of any stolen property that is later found.
- **Report all suspicious and criminal activity as soon as you see it!** Timely reporting of criminal activity gives the police department the best chance to respond, make contact, and investigate a situation.
 - **Police Emergency Phone #'s: 9-1-1** (From a home phone) or **530-758- 3600** (From a Cellphone)
 - **Police Non-Emergency Phone #: 530-747-5400**

Take the time to inspect your home from an outsider's perspective. Walk around your property and ask yourself: How would I break-in? Examine your house from the street, find the "blind spots," search for vulnerable areas. Stand outside the windows and doors and look in, make sure no valuables (like expensive electronics, laptops, wallets/purses) are visible. If you can easily see your belongings, so can the criminals. Again, property crime is not completely preventable, but the above-mentioned measures can greatly help to reduce your chance of future victimization.

Davis Police Department
530-747-5400 | @CityofDavis   
2600 Fifth St., Davis, CA 95618

CITYOFDAVIS.ORG