

To renew your business license online go to:

<https://davi-egov.asp.gov.com/Click2GovOL/index.html>

Or select the link of the City of Davis business license webpage

**Business license renewal processed online are done through a 3rd party that will charge a processing fee of 2.4% of the total due for each transaction up to \$1,000.00.*

The screenshot shows the City of Davis website interface. At the top left is the logo for Davis, California, featuring a bicycle. To the right of the logo are navigation links: Accessibility, Contact Us, New User, and Login. Below the logo is a vertical navigation menu with the following items: Yolo County Website, Home, License Information, and Renew License. The 'Renew License' item is highlighted with a green background. An orange arrow points from a box containing the text 'Select renew license' to the 'Renew License' menu item. To the right of the navigation menu, there is a main content area with the following text: 'Welcome to the City of Davis Business Licenses.', 'Enables citizens to complete routine tasks associated with business and occupational licenses using the SunGard Public Sector Click2Gov Business Licenses application.', and 'Citizens can search for licenses, renew licenses, and pay for them, as well as perform "what if" scenarios to determine the impact of changes on a license.' On the far right of the page, there is a large white magnifying glass icon. At the bottom of the page, there is a footer with the text: 'City of Davis, California - Finance Division 23 Russell Boulevard Suite 3, Davis, CA 95616 - Ph: (530) 757-5651 Office Hours M-F 8:00am-5:00pm'.

The screenshot shows the 'Renew License' form on the City of Davis website. The form includes a sidebar with navigation links: 'Yolo County Website', 'Home', 'License Information', and 'Renew License'. The main form area has a green header 'Renew License' and a red asterisk legend '* = Required'. There are three input fields: 'License Number', 'Pin', and a second 'License Number' field. The first 'License Number' field has a red 'x' and the error message 'Must not be empty.' Three callout boxes provide instructions: 1. 'Input the year of the license number' (pointing to the first digit of the first license number field), 2. 'Input the rest of the license number – you do not need to input the 0s in front' (pointing to the remaining digits of the first license number field), and 3. 'Input the pin from the business license renewal form' (pointing to the Pin field). The footer contains 'City of Davis, California - Finance Division' and '530) 757-5651 Office Hours M-F 8:00am-5:00pm'.

The screenshot shows a 'Business License Renewal' form. At the top left is the 'City of Davis' logo and address: '23 Russell Blvd Suite 3, Davis, Ca 95616'. The title is 'Business License Renewal'. On the right, there are three fields: 'License No.: 18 00000123', 'Expires: 12/31/2018', and 'Business Control No.: 12345'. A 'Pin # 0000' is also indicated. Below these are two tables. The first table, 'Business Information', has fields for Name, Location, and Phone, all filled with 'FINANCE DEPARTMENT', '23 RUSSELL BLVD, SUITE 3', and '530 757-5651'. The second table, 'Owner and/or Emergency Contact #1', has identical fields. Three callout boxes are present: 1. '1.' pointing to the year '18' in the License No., 2. '2.' pointing to the last four digits '0000123' in the License No., and 3. '3.' pointing to the 'Pin # 0000' field.

**Example of where to find this information on your business license renewal*

Davis California

Yolo County Website

Home

License Information

Renew License

Accessibility Contact Us New User Login

Renew License

* = Required

* License Number: 18 ✓ 213 ✓

* Pin: ●●●● ✓

Search

Then select search

City of Davis, California - Finance Division 23 Russell Boulevard Suite 3, Davis, CA 95616 - Ph: (530) 757-5651 Office Hours M-F 8:00am-5:00pm

Davis California

Yolo County Website

Home

License Information

Renew License

Accessibility Contact Us New User Login

License Information

License Name:	FINANCE DEPARTMENT	License Number:	18-00000123
Owner:	CITY OF DAVIS	Renew To Year:	19
Business Control:	0012345	Classification:	5990
License Address:	23 RUSSELL BLVD, STE 3 DAVIS CA 95616		
License Status:	SECOND RENEWAL MAILED	Issue Date:	02/01/2018
Renew/Transfer Date:		Renew Thru Date:	12/31/2018

[Renew License >](#)

« Cancel

Select renew license

City of Davis, California - Finance Division 23 Russell Boulevard Suite 3, Davis, CA 95616 - Ph: (530) 757-5651 Office Hours M-F 8:00am-5:00pm

Davis
California

Yolo County Website

Home

License Information

Renew License

Accessibility Contact Us New User Login

Review Renewal Information

* = Required

License Name:	FINANCE DEPARTMENT	License Number:	18-00000123
Owner:	CITY OF DAVIS	Renew To Year:	19
Business Control:	0012345	Classification:	5990
License Address:	23 RUSSELL BLVD, STE 3 DAVIS CA 95616		

Please carefully review and adjust the Gross Receipts below for this license.

* Renewal Period: One year - January, 2019 thru December

* Gross Receipts: \$ 580000.00

Continue

Input or adjust your gross receipts

Select continue

City of Davis, California - Finance Division 23 Russell Boulevard Suite 3, Davis, CA 95616 - Ph: (530) 757-5651 Office Hours M-F 8:00am-5:00pm

The screenshot shows the Davis California website interface for renewing a license. The top left features the Davis California logo and a navigation menu with links for 'Yolo County Website', 'Home', 'License Information', and 'Renew License'. The top right contains utility links for 'Accessibility', 'Contact Us', 'New User', and 'Login'. The main content area is titled 'Additional Charges' and displays license information: License Name: FINANCE DEPARTMENT, License Number: 18-00000123, Owner: CITY OF DAVIS, Renew To Year: 19, Business Control: 0012345, Classification: 5990, and License Address: 23 RUSSELL BLVD, STE 3 DAVIS CA 95616. A blue instruction box states: 'Please carefully review and adjust the Additional Charges below for this License'. A summary shows a 'Total' of \$14.00. Two charge items are listed: 'STATE DISABILITY ACCESS' with a quantity of 1, unit charge of \$4.00, and total of \$4.00; and 'REGISTRATION FEE' with a quantity of 1, unit charge of \$10.00, and total of \$10.00. A callout box on the left explains: 'Both the state disability and registration fee are required and are defaulted to a quantity of 1'. An arrow points from this box to the quantity input fields. Another callout box at the bottom says 'Select continue', with an arrow pointing to a 'Continue' button.

Davis California

Yolo County Website
Home
License Information
Renew License

Accessibility Contact Us New User Login

Additional Charges

License Name: FINANCE DEPARTMENT **License Number:** 18-00000123
Owner: CITY OF DAVIS **Renew To Year:** 19
Business Control: 0012345 **Classification:** 5990
License Address: 23 RUSSELL BLVD, STE 3 DAVIS CA 95616

Please carefully review and adjust the Additional Charges below for this License

Total \$14.00

Item	Quantity	Unit Charge	Total
STATE DISABILITY ACCESS	1	\$4.00	\$4.00
REGISTRATION FEE	1	\$10.00	\$10.00

Select continue

Continue

City of Davis, California - Finance Division 23 Russell Boulevard Suite 3, Davis, CA 95616 - Ph: (530) 757-5651 Office Hours M-F 8:00am-5:00pm

The screenshot shows the Davis California website interface. On the left is a navigation menu with options: Yolo County Website, Home, License Information, and Renew License. The main content area is titled "Amount Fixed" and displays license information: License Name: FINANCE DEPARTMENT, License Number: 18-00000123, Owner: CITY OF DAVIS, Renew To Year: 19, Business Control: 0012345, Classification: 5990, and License Address: 23 RUSSELL BLVD, STE 3 DAVIS CA 95616. Below this is a "Charges" section with a table of fees: Exemption: \$0.00, Transaction Date: 03/26/2019, Renewal Charge: \$526.50, Penalty Charge: \$107.30, Additional Charges: \$14.00, Interest Charge: \$0.00, Less: Exemption: \$0.00, Less: Paid: \$0.00, and Total Charges: \$647.80. A callout box points to the "Total Charges" row with the text "Please review the total charges that will go towards renewing your license". Another callout box points to the "Pay Bill" link with the text "Select pay bill". The footer contains contact information for the City of Davis, California.

Amount Fixed	
License Name:	FINANCE DEPARTMENT
License Number:	18-00000123
Owner:	CITY OF DAVIS
Renew To Year:	19
Business Control:	0012345
Classification:	5990
License Address:	23 RUSSELL BLVD, STE 3 DAVIS CA 95616


Charges	
Exemption:	\$0.00
Transaction Date:	03/26/2019
Renewal Charge:	\$526.50
Penalty Charge:	\$107.30
Additional Charges:	\$14.00
Interest Charge:	\$0.00
Less: Exemption:	\$0.00
Less: Paid:	\$0.00
Total Charges:	\$647.80

[Pay Bill »](#)

The screenshot shows a payment redirection message on the Davis California website. A callout box contains the text: "A new tab will open and this brief message will show until the Paymentus site loads". Below this is a light blue box with the text: "Please wait while you are redirected to the payment processing site. If you are not taken to the site in a few seconds please click [here](#)." The footer contains contact information for the City of Davis, California.

A new tab will open and this brief message will show until the Paymentus site loads

Please wait while you are redirected to the payment processing site. If you are not taken to the site in a few seconds please click [here](#).

 One Time Payment Payment Information Account # 18-123

You can select **credit card** if they wish to pay with Visa, MasterCard or Discover




Or select **debit card** if they wish to pay with Visa Debit or MasterCard Debit


Or select **e-check** if you wish to pay with your banking information

Enter Payment Information

Pay this Amount \$ 647.80

Payment Method

   Credit Card

Card Number CVV 



Enter card number CVV


Expiration Date


MM YYYY

Card Holder Name


Enter card holder name

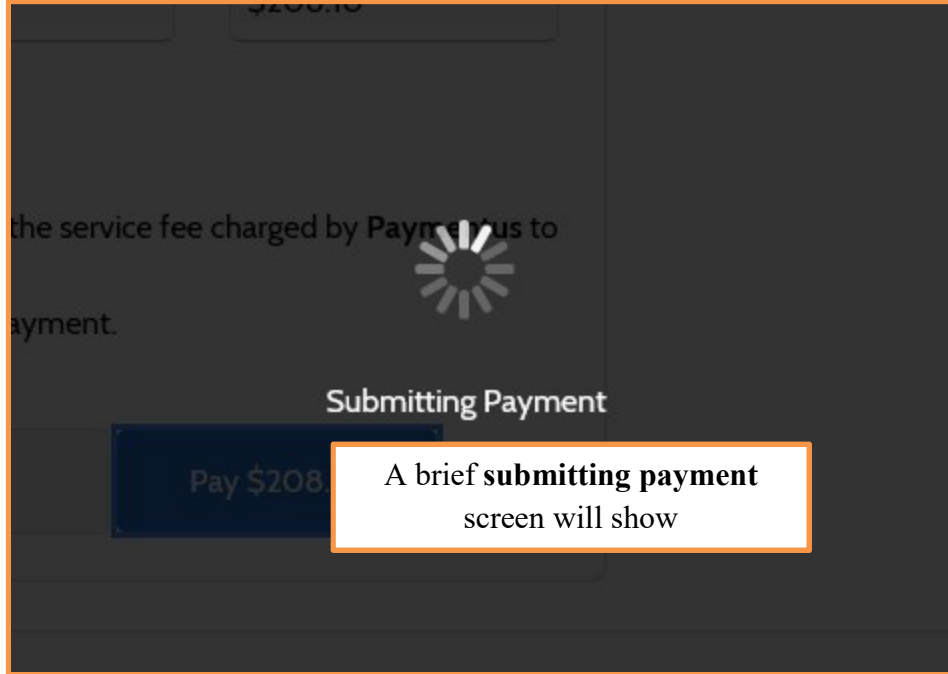
  Debit Card

 eCheck / Bank Account

Email 

Enter email address


© Paymentus Corp. All Rights Reserved.



A screenshot of a payment confirmation page for Davis California. The page includes a header with the Davis California logo, "One Time Payment", "Confirm Payment", and "Account # 18-123". A summary table shows: Payment Amount \$647.80, Service Fee \$15.55, and Total Amount \$663.35. Below the table is a checkbox for "I agree to the Terms and Conditions" which is checked. At the bottom are buttons for "< Back", "Cancel", and "Pay \$663.35". Several orange callout boxes with arrows point to these elements: "Verify payment amount, the amount that will be applied to your business license" points to the Payment Amount; "Please take note of the Paymentus fee, which is the processing fee Paymentus will charge" points to the Service Fee; "Total amount will be the amount that you will see on your statements as totaled paid" points to the Total Amount; "Select to agree with the Terms and Conditions" points to the checked checkbox; and "Select pay" points to the "Pay \$663.35" button. The footer contains the Paymentus logo and copyright information: "© Paymentus Corp. All Rights Reserved" and links for "Privacy Policy", "Website Conditions of Use", and "Payment Authorization Terms".

You can either select **print** to print out a copy of your receipt or select **close** to exit out of the window.

Payment Receipt

Your payment has been accepted

Confirmation #	36602272
Payment Type	Business License
Account #	18-123
Status	ACCEPTED
Payment Date	Sep 20, 2018 – 9:23:30 AM
Payment Method	VISA *****0000
Payment Amount	\$647.80
Service Fee	\$15.55
Total Amount Charged	\$663.35

[Print](#) [Close](#)

Paymentus

© Paymentus Corp. All Rights Reserved
[Privacy Policy](#)