

# Think Before You Flush

## Only flush toilet paper. Put all other waste in a waste bin.

An overflowing toilet can ruin your home in an instant! Just a small amount of household waste flushed down the toilet (or dumped down the drain or garbage disposal) can pollute our rivers, clog pipes and cause expensive and messy sewer backups in your home and our City.

To report a sewer backup in your home, on or near your property or on a street, call the Public Works Utilities and Operations Department at 530-757-5686. If the problem occurs after business hours (Monday – Friday, from 7:00 a.m. to 3:30 p.m.), call the Police Dispatch at 530-747-5400.

### “Flushable” products are not always flushable


Toilet paper is designed to disintegrate quickly when flushed. Other products labeled as “flushable” often do not break down enough to properly flow through sewer pipes. This leads to clogged sewer lines and messy, expensive sewer back-ups. Please do not flush any wipes, cat litter, sanitary items or other products labeled as “flushable”. Only toilet paper should go in the toilet!



### Fats, Oils & Grease

They might seem like liquid when you’re done cooking with them, but when flushed down toilets, some fats, oils and grease solidify. This builds up and blocks the plumbing, which can lead to sewer backups in homes, onto streets and into local waterways. Clogged sewer lines can lead to expensive plumbing maintenance for you and the City.

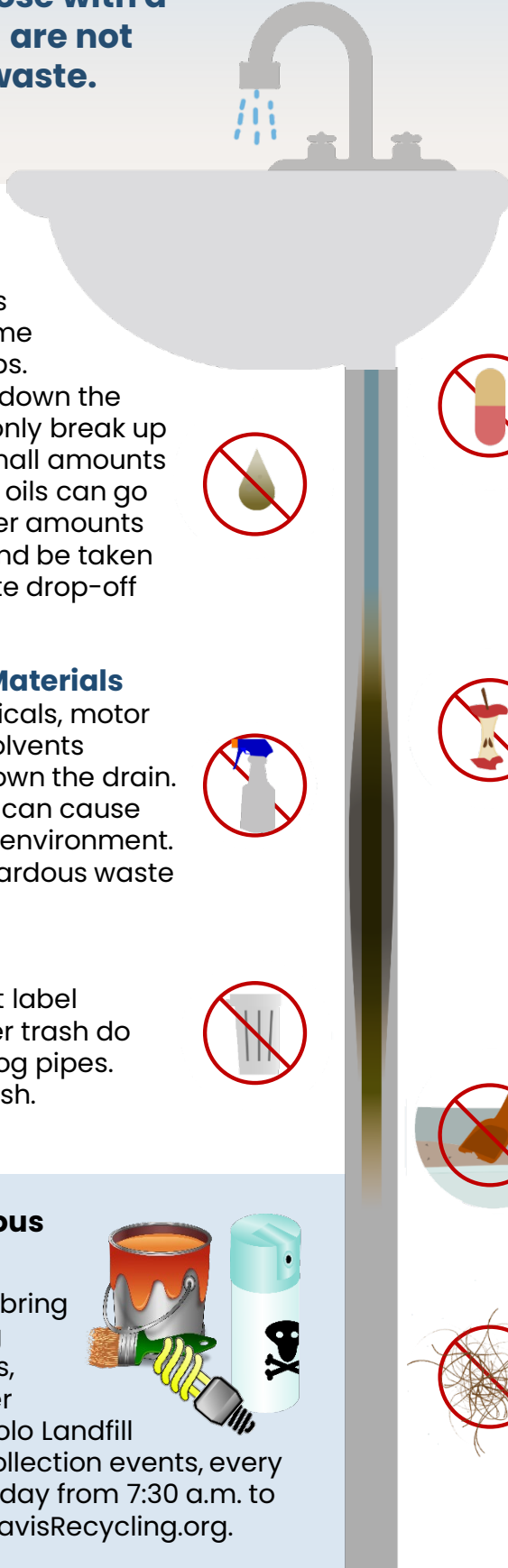
Small amounts of cool, hardened fats and grease can go in your organics cart. Soak up small amounts of oil with paper towels and place in your organics cart. Larger amounts can be recycled for free at the hazardous waste drop-off, Thursdays, Fridays and Saturdays from 7:30 a.m. to 3:30 p.m. at the Yolo Landfill.



# These Don't Go Down the Drain!

**Sink drains, even those with a garbage disposal, are not built to handle waste.**

**Help avoid expensive and messy back-ups by ensuring that waste goes in waste bins. Only water should go down sink drains.**



## Fats, Oils & Greases

These build up on the walls of sewer pipes and over time can cause sewage backups. Pouring hot water or soap down the drain will not help—it can only break up the grease temporarily. Small amounts of cool, hardened fats and oils can go in your organics cart. Larger amounts should go in a container and be taken to the free hazardous waste drop-off for recycling.



## Household Hazardous Materials

Household cleaning chemicals, motor oil, pesticides, paint and solvents should never be poured down the drain. These are highly toxic and can cause long-term damage to the environment. Bring these to the free hazardous waste drop-off.




## Trash

Dental floss, condoms, fruit label stickers, twist ties and other trash do not biodegrade and will clog pipes. Always put these in the trash.



## Free Household Hazardous Waste Drop-Off Days

Yolo County residents can bring used cooking oils, cleaning products, paints, pesticides, fluorescent bulbs and other hazardous wastes to the Yolo Landfill during hazardous waste collection events, every Thursday, Friday and Saturday from 7:30 a.m. to 3:30 p.m. For details, visit [DavisRecycling.org](http://DavisRecycling.org).



## Medication

Wastewater treatment plants are not designed to remove medications from water. When medications are poured down a drain, they end up in the environment. Safely dispose of old medications instead. For free drop-off and mail-back options, visit [Med-Project.org](http://Med-Project.org).



## Food Waste

Coffee grounds, egg shells, plate scrapings, vegetable peels and other food wastes belong in your organics cart, not down the drain—or in the trash!



Please scrape food off dishes before washing them. Place the food in your organics cart. Consider using a drain screen in your sink to catch any bits of food that could be missed as you wash dishes. Visit [DavisRecycling.org](http://DavisRecycling.org) for info on organics recycling.

## Cat Litter

Even “flushable” litter will clog pipes. All cat litter should be placed in the trash (never in the organics cart).



## Hair

Hair will catch and stick to other items and it's very difficult to get out of the pipes once it gets in. Keep hair from going into the pipes by using a fine drain screen to catch hair in your bathtub and shower and dispose of it in the organics cart (yes, hair is compostable!).

