
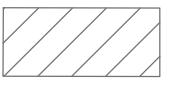









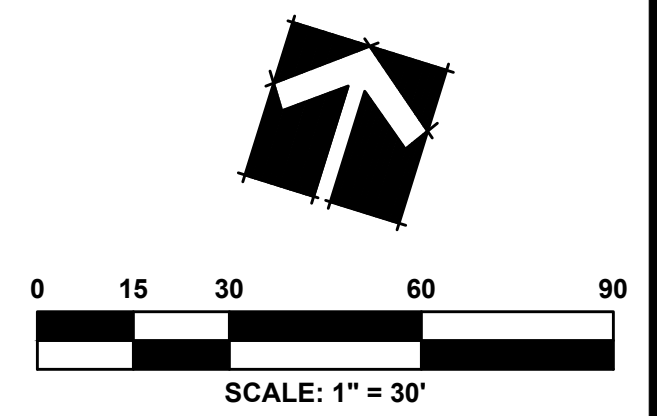
PLANTING LEGEND

TREES	CODE	BOTANICAL NAME	COMMON NAME	CONTAINER SIZE	WATER USE	HXX	QTY
	ACE RES	ACER RUBRUM	RED MAPLE	15 GAL	M	45'X30'	14
	CED DEO	CEDRUS DEODARA	DEODAR CEDAR	15 GAL	L	45'X30'	14
	CHI RET	CHIONANTHUS RETUSUS	CHINESE FRINGE TREE	15 GAL	M	25'X25'	14
	CIT OWA	CITRUS RETICULATA 'OWARI'	OWARI SATSUMA MANDARIN ORANGE	15 GAL	M	15'X15'	2
	CIT IMP	CITRUS X LIMON 'IMPROVED MEYER'	MEYER LEMON	15 GAL	M	15'X15'	2
	EXI TBB	EXISTING TREE	TO REMAIN	15 GAL			16
	LAG TWI	LAGERSTROEMIA INDICA 'TWILIGHT'	TWILIGHT CREPE MYRTLE	15 GAL	L	20'X20'	14
	OLE MAJ	OLEA EUROPAEA 'MAJESTIC BEAUTY' TM	MAJESTIC BEAUTY FRUITLESS OLIVE	15 GAL	L	25'X25'	17
	PIS KE2	PISTACIA CHINENSIS 'KEITH DAVEY'	KEITH DAVEY CHINESE PISTACHE	15 GAL	L	50'X30'	15
	QUE LOB	QUERCUS LOBATA	VALLEY OAK	15 GAL	L	70'X35'	11
	ZEL SER	ZELKOVA SERRATA 'GREEN VASE'	SAWLEAF ZELKOVA	15 GAL	M	70'X35'	46

SMALL SHRUBS	CODE	BOTANICAL NAME	COMMON NAME	CONT	WATER USE	HXX
	ACH MIL	ACHILLEA MILLEFOLIUM	COMMON YARROW	1 GAL	L	2'X2'
	CEA VAL	CEANOTHUS MARITIMUS 'VALLEY VIOLET'	MARITIME CEANOTHUS	1 GAL	L	2'X4'
	DIA LIB	DIANELLA REVOLUTA 'LITTLE REV'	LITTLE REV FLAX LILY	1 GAL	L	2'X2'
	ERI KAR	ERIGERON KARVINSKIANUS	FLEABANE	1 GAL	L	2'X3'
	JUN BUF	JUNIPERUS SABINA 'BUFFALO'	BUFFALO JUNIPER	1 GAL	L	1'X6'
	LAV SHA	LAVANDULA ANGUSTIFOLIA 'SHARON ROBERTS'	SHARON ROBERTS ENGLISH LAVENDER	1 GAL	L	2'X2'
	SIS BEL	SISYRINCHIUM BELLUM	BLUE EYED GRASS	1 GAL	L	2'X2'
	TEU NAN	TEUCRIMUM CHAMAEDRYIS 'NANUM'	CREEPING GERMANDER	1 GAL	L	1'X3'

STORMWATER /RAIN WATER GARDEN PLANTER	CODE	BOTANICAL NAME	COMMON NAME	CONT	WATER USE	HXX
	FES CA2	FESTUCA CALIFORNICA	CALIFORNIA FESCUE	1 GAL	M	3'X2'
	JUN PAT	JUNCUS PATENS	CALIFORNIA GRAY RUSH	1 GAL	M	2'X2'
	LOM BRE	LOMANDRA LONGIFOLIA 'BREEZE'	DWARF MAT RUSH	1 GAL	L	3'X3'
	SIS BE2	SISYRINCHIUM BELLUM	BLUE EYED GRASS	1 GAL	L	2'X2'

GROUNDCOVERS	CODE	BOTANICAL NAME	COMMON NAME	CONT	WATER USE	HXX
	ARC MA2	ARCTOSTAPHYLOS X 'EMERALD CARPET'	EMERALD CARPET MANZANITA	1 GAL	M	1'X5'
	BAG PIL	BACCHARIS PILULARIS	DWARF COYOTE BRUSH	5 GAL	L	2'X6'
	JUN BU2	JUNIPERUS SABINA 'BUFFALO'	BUFFALO JUNIPER	1 GAL	L	1'X6'
	TEU NA2	TEUCRIMUM CHAMAEDRYIS 'NANUM'	CREEPING GERMANDER	1 GAL	L	1'X3'
LARGE NATIVE GRASS	CODE	BOTANICAL NAME	COMMON NAME	CONT	WATER USE	HXX
	CAL KAR	CALAMAGROSTIS X ACUTIFLORA 'KARL FOERSTER'	FEATHER REED GRASS	1 GAL	L	4'X3'
	MUH RIG	MUHLENBERGIA RIGENS	DEER GRASS	1 GAL	L	4'X4'
LARGE SHRUBS	CODE	BOTANICAL NAME	COMMON NAME	CONT	WATER USE	HXX
	ARB COM	ARBUTUS UNEDO 'COMPACTA'	DWARF STRAWBERRY TREE	5 GAL	L	8'X8'
	ARC HOW	ARCTOSTAPHYLOS DENSIFLORA 'HOWARD MCMINN'	HOWARD MCMINN MANZANITA	5 GAL	L	5'X6'
	CIS LAD	CISTUS LADANIFER	CRIMSON SPOT ROCKROSE	5 GAL	L	5'X5'
	LOR FRI	LOROPETALUM CHINENSE RUBRUM 'RAZZLEBERRI'	RAZZLEBERRI FRINSE FLOWER	5 GAL	M	5'X5'
MEDIUM NATIVE GRASS	CODE	BOTANICAL NAME	COMMON NAME	CONT	WATER USE	HXX
	MUH CAP	MUHLENBERGIA CAPILLARIS	PINK MUHLY	1 GAL	L	3'X4'
MEDIUM SHRUBS	CODE	BOTANICAL NAME	COMMON NAME	CONT	WATER USE	HXX
	ACA MOL	ACANTHUS MOLLIS	BEAR'S BREECH	1 GAL	M	4'X4'
	DIE VEG	DIETES VEGETA	AFRICAN IRIS	1 GAL	L	3'X3'
	EUR MUN	EURYOPS PECTINATUS 'MUNCHKIN'	DWARF EURYOPS	1 GAL	L	3'X4'
	LAV GRE	LAVANDULA DENTATA 'GOODWIN CREEK GRAY'	GOODWIN CREEK GRAY LAVENDER	1 GAL	L	3'X4'
	NAN COM	NANDINA DOMESTICA 'COMPACTA'	DWARF HEAVENLY BAMBOO	1 GAL	L	4'X3'
	RHA CLA	RHAPHIOLEPIS INDICA 'CLARA'	INDIAN HAWTHORN	1 GAL	M	4'X4'
	ROS OFF	ROSMARINUS OFFICINALIS 'MOZART'	ROSEMARY	5 GAL	L	3'X5'
	SAL BAR	SALVIA LEUCANTHA 'SANTA BARBARA'	MEXICAN BUSH SAGE	1 GAL	L	3'X4'
SMALL NATIVE GRASS	CODE	BOTANICAL NAME	COMMON NAME	CONT	WATER USE	HXX
	FES EL3	FESTUCA GLAUCA 'ELIJAH BLUE'	BLUE FESCUE	1 GAL	L	1'X1'
	FES ID2	FESTUCA IDAHOENSIS	IDAHO FESCUE	1 GAL	L	1'X1'
	FES MAI	FESTUCA MAIREI	ATLAS FESCUE	1 GAL	L	3'X3'



DESIGNED BY BK
 DRAWN BY BK
 CHECKED BY ME
 SCALE
 NTS

3820 CHILES ROAD
CONCEPTUAL PLAN PALETTE

CALIFORNIA

CECWEST.COM

Project Planning ■ Civil Engineering ■ Landscape Architecture

■ Sacramento Office ■ Davis Office
 2120 20th Street, Suite Three 2940 Spafford Street, Suite 200
 Sacramento, CA 95818 Davis, CA 95618
 (916) 455-2026 (530) 758-2026

NO.	DATE	REVISIONS	BY	APPD.	SHEET
					L3 OF
					DATE: 11/20/2018
					JOB NO: 1579.02

S:\Projects\1500\1579 3820 Chiles Road\AutoCAD\1579-03-02-LA 005\SHEETS\1579-03-01 LS Planting Plan Rendering.dwg - PLANT LIST 11/27/2018 - 8:42AM Plotted by: berkeley