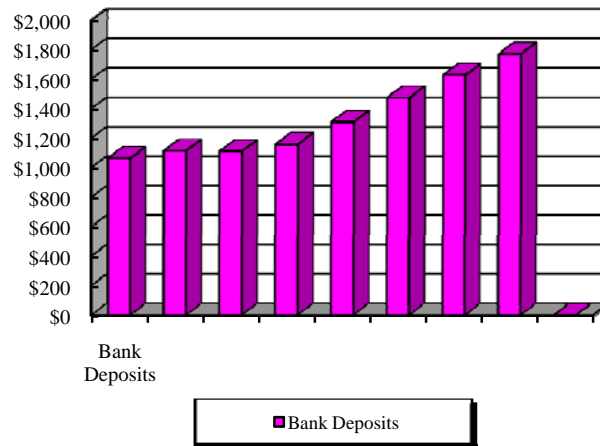
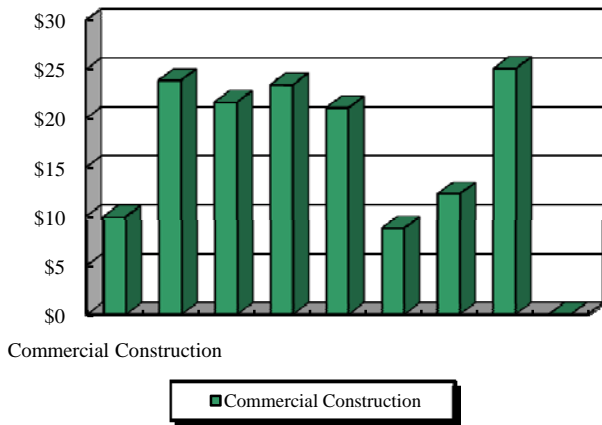
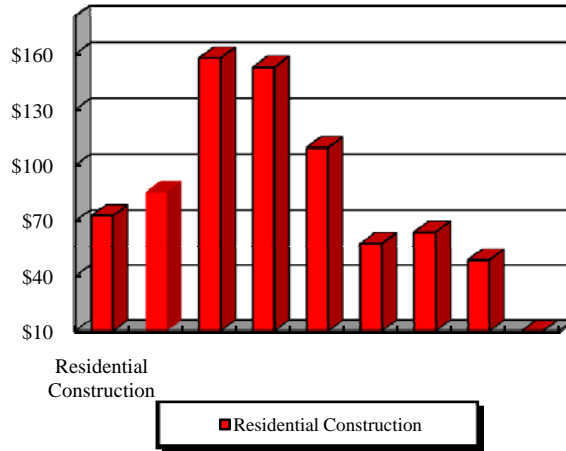
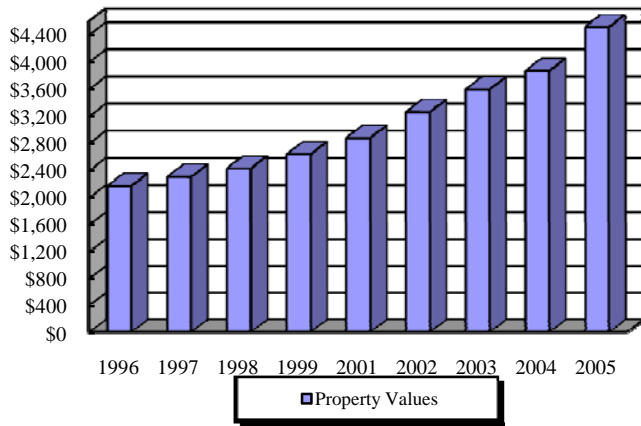


CITY OF DAVIS
PROPERTY VALUES, CONSTRUCTION AND BANK DEPOSITS
LAST TEN FISCAL YEARS



Fiscal Year	Property Values (1)	Commercial Construction		Residential Construction		Yolo County Bank Deposits (2)
		Number of Permits	Value	Number of Permits	Value	
1996	#####	169	\$9,913,339	1,439	\$72,904,279	\$1,063,911,000
1997	2,302,739,497	198	23,864,536	1,521	85,622,490	1,115,208,000
1998	2,427,208,089	302	21,631,957	1,694	157,719,246	1,111,123,000
1999	2,635,400,397	179	23,409,363	1,513	152,778,336	1,158,884,000
2000	2,877,974,547	115	21,072,494	1,513	109,460,565	1,309,914,000
2001	3,258,797,718	79	8,798,885	1,417	57,718,839	1,474,205,000
2002	3,592,309,287	459	12,310,911	1,131	63,940,360	1,627,723,000
2003	3,865,177,730	149	25,102,613	1,547	48,828,523	1,771,543,000
2004	4,182,229,896	113	20,812,758	1,463	44,119,599	1,964,405,000
2005	4,510,927,115	not available	not available	not available	not available	not available

Source: (1) Yolo County Auditor - Controller's Assessed Value Summaries

(2) Summary of deposits in all Commercial and Mutual Savings Banks - FDIC, <http://www.fdic.gov/index.html>.