

POLICE DEPARTMENT

STATEMENT OF PURPOSE

The mission of the Davis Police Department is to attain the highest quality of life and security for all who live, work, learn, and visit in the City of Davis. We do this by working with the community promoting safety and reducing crime.



ADMINISTRATION - DIVISION 55

This division provides overall management, planning, coordination and evaluation of department functions. These include formulation of policy and professional standards, recruitment, hiring, employee training and compliance with state and federal standards, budget preparation and maintenance, purchasing, grant evaluation and application, and general research and development. The Police Chief's Community Advisory Board is administered within this division, as are investigation/resolution of citizen complaints and internal investigations and audits.




PATROL - DIVISION 56

This division provides first-line emergency response to crimes in progress, accidents, and tactical situations. The Patrol Division has primary responsibility to conduct initial investigations on most crimes and all traffic accidents occurring in the city. Enforcement of all federal, state and local ordinances is provided, including traffic and bicycle regulations. Other tasks include noise enforcement, miscellaneous calls for service, specialized enforcement, SWAT, bomb disposal, crime prevention and DARE, and oversight of the Volunteer, Reserve and Cadet programs.



INVESTIGATIONS - DIVISION 57

This division handles major criminal investigations of all types involving adult and juvenile offenders, as well as missing persons of all ages. Evidence and property is processed and maintained, produced for legal proceedings, and disposed of per legal requirements. Division members also participate in the Yolo County narcotics enforcement and gang task forces and the Sacramento Valley Hi-Tech crimes task force.



RECORDS & COMMUNICATIONS - DIVISION 58

This division receives all Emergency 911 and non-emergency calls for service and ensures that appropriate resources are dispatched on a timely basis, and maintains all departmental records and arrest warrants in accordance with federal, state and local law/ordinances. These processes are routinely audited by state and federal agencies. Other responsibilities include issuance of parking permits, assistance with a variety of administrative research projects, and livescan fingerprinting.



PARKING ENFORCEMENT - DIVISION 59

This division provides parking enforcement in regulated areas within the city.

Revenues by Fund

<u>Source of Funds</u>	<u>Actual 2004-05</u>	<u>Actual 2005-06</u>	<u>Budget 2006-07</u>	<u>Budget 2007-08</u>
General Fund Support	9,230,784	10,031,989	11,659,135	12,599,954
Fees & Charges	310,738	384,337	400,776	452,379
Grants/Designated Revenue	502,191	383,002	201,249	237,156
Internal Service Funds	8,300	0	0	0
Public Safety Srv Fee/Tax	1,136,754	1,083,587	1,196,405	1,208,683
Special Revenue Funds	947,755	715,777	0	0
Total Revenues	12,136,522	12,598,692	13,457,565	14,498,172

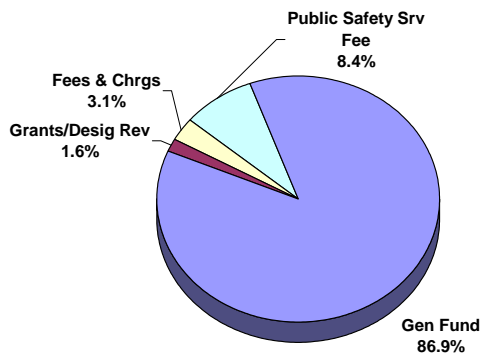
Expenses by Division

<u>Division</u>	<u>Actual 2004-05</u>	<u>Actual 2005-06</u>	<u>Budget 2006-07</u>	<u>Budget 2007-08</u>
Administration	2,112,178	2,691,979	2,711,159	2,803,859
Patrol	6,178,921	6,001,378	6,720,832	7,259,863
Investigative Services	1,671,191	1,742,215	1,667,326	1,954,867
Records & Communication	1,656,373	1,743,850	1,864,665	1,928,513
Parking Enforcement	517,859	419,270	493,583	551,070
Total Expenditures	12,136,522	12,598,692	13,457,565	14,498,172

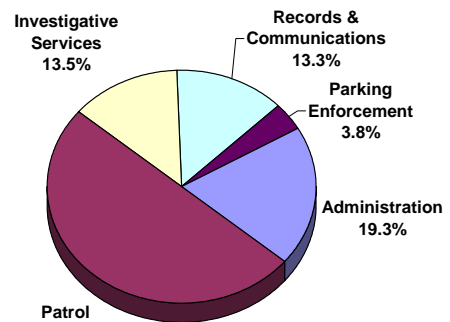
Expenses by Category

<u>Expenditures</u>	<u>Actual 2004-05</u>	<u>Actual 2005-06</u>	<u>Budget 2006-07</u>	<u>Budget 2007-08</u>
Capital Expenditures	198,721	127,986	0	0
Operating Expenditures	2,748,704	2,971,275	3,162,629	3,122,723
Salaries and Benefits	9,189,097	9,499,431	10,294,936	11,375,449
Total Expenditures	12,136,522	12,598,692	13,457,565	14,498,172

**Source of Funds for
Final Budget 2007-08**



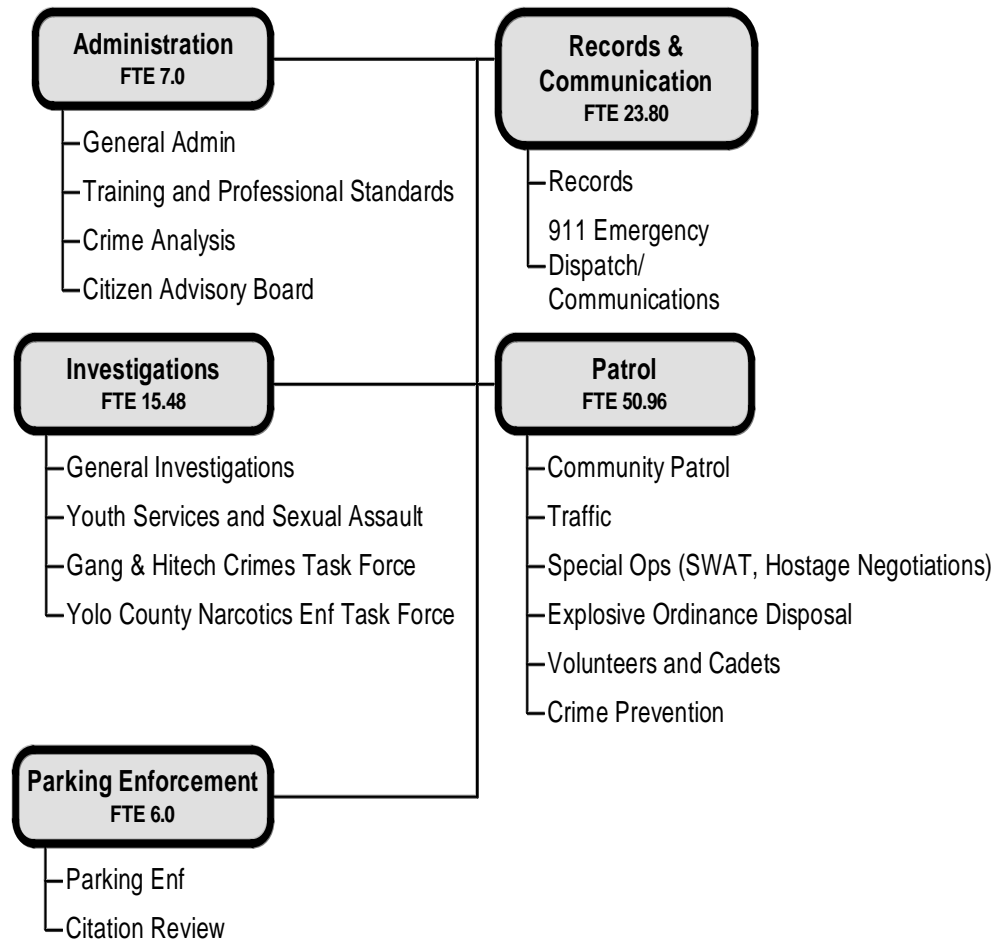
Expenses by Division





Police Department

FTE's = 103.24



ADMINISTRATION - DIVISION 55

Major Accomplishments in FY 2006-07

- Refined technology implementations including red-light cameras, photographic parking enforcement, in-car cameras, and dispatch/records management/mobile data computer systems
- Continued to integrate and refine the Community Advisory Board into Police Department planning
- Worked with the City Manager's Police Advisory Committee to review the existing citizen complaint process, thoroughness of investigations, policies and training, and report findings to City Council
- Worked with the City Manager's Ombudsman in facilitating the complaint process

Plans / Goals for FY 2007-08

- Continue to refine technology implementations including in-car cameras and dispatch/records management/mobile data computer systems
- Continue to work with Community Advisory Board, Police Advisory Committee and Police Ombudsman
- Completion and implementation of City Manager's Police Staffing Study

How We Measure Up

The number of Police Officers in the Davis Police Department is compared to other area agencies.

<u>Number of Police Officers</u>			
Davis	West Sacramento	Woodland	Chico
60	68	67	102

Part I crimes include: murder, rape, robbery, aggravated assault, burglary, larceny-theft, motor vehicle theft and arson.

<u>PART I CRIME RATES 2006</u>		
Davis	West Sacramento	Woodland
2076	1744	1972

ADMINISTRATION DIVISION

Revenues by Fund				
<u>Source of Funds</u>	Actual <u>2004-05</u>	Actual <u>2005-06</u>	Budget <u>2006-07</u>	Budget <u>2007-08</u>
General Fund Support	1,802,868	2,511,077	2,556,114	2,622,957
Fees & Charges	0	0	420	0
Grants/Designated Revenue	188,115	90,902	64,625	90,902
Internal Service Funds	8,300	0	0	0
Public Safety Srv Fee/Tax	112,895	90,000	90,000	90,000
Total Revenues	2,112,178	2,691,979	2,711,159	2,803,859

Expenses by Category				
<u>Expenditures</u>	Actual <u>2004-05</u>	Actual <u>2005-06</u>	Budget <u>2006-07</u>	Budget <u>2007-08</u>
Capital Expenditures	33,941	59,456	0	0
Operating Expenditures	1,115,098	1,476,928	1,565,835	1,539,127
Salaries and Benefits	963,139	1,155,595	1,145,324	1,264,732
Total Expenditures	2,112,178	2,691,979	2,711,159	2,803,859

**SUMMARY OF MAJOR
BUDGET CHANGES**

There are no major budget changes.

PATROL - DIVISION 56

Major Accomplishments in FY 2006-07

- Implemented the Crime Free Multi-Housing Program in cooperation with apartment complexes. Apartment managers will be trained in crime prevention strategies, applicant screening and apartment complex safety.

Plans / Goals for FY 2007-08

- Increase bicycle enforcement and resources
- Implement "Adopt an Elementary School" for Patrol beat officers to increase police presence as a resource at elementary schools
- Increase efforts in assisting Davis Joint Unified School District with truancy issues

How We Measure Up

The Patrol Division handled nearly 60,000 calls for service in 2006. Over 6,900 reports and cases were written.

Revenues by Fund				
<u>Source of Funds</u>	<u>Actual 2004-05</u>	<u>Actual 2005-06</u>	<u>Budget 2006-07</u>	<u>Budget 2007-08</u>
General Fund Support	4,500,819	4,392,418	5,449,392	5,954,618
Fees & Charges	79,440	90,714	98,411	110,308
Grants/Designated Revenue	185,608	228,152	66,624	76,254
Public Safety Srv Fee/Tax	1,023,859	993,587	1,106,405	1,118,683
Special Revenue Funds	389,195	296,507	0	0
Total Revenues	6,178,921	6,001,378	6,720,832	7,259,863

Expenses by Category				
<u>Expenditures</u>	<u>Actual 2004-05</u>	<u>Actual 2005-06</u>	<u>Budget 2006-07</u>	<u>Budget 2007-08</u>
Capital Expenditures	83,968	68,530	0	0
Operating Expenditures	1,007,830	963,569	1,221,260	1,155,301
Salaries and Benefits	5,087,123	4,969,279	5,499,572	6,104,562
Total Expenditures	6,178,921	6,001,378	6,720,832	7,259,863

**SUMMARY OF MAJOR
BUDGET CHANGES**

Expenditures reflect inclusion of a contractual increase for Court Liaison program

INVESTIGATIONS - DIVISION 57

Major Accomplishments in FY 2006-07

- Continued first year of RAD and RAD KIDS community training programs
- Completed new barcoding and booking system for evidence
- Division personnel completed training classes in homicide, sexual assault, fraud, and crime scene investigations
- Presented community classes in CyberSafe kids and senior ID theft
- Began providing drug test kits at cost to interested parents as part of the Youth Diversion program

Plans / Goals for FY 2007-08

- Launch Parent Project program in partnership with Davis High School
- Expand RAD community training program to include advanced and seniors
- Implement a "Tip Line" for community members to report crime

How We Measure Up

The Investigations Division handled over 1000 cases during 2006 of which over 200 were felonies requiring extensive hours of investigation resulting in multiple arrests. Other cases included missing juveniles, hate crime investigations, on-going participation with Federal law enforcement agencies on an international case with Davis connections, assaults against persons, property and high-technology crimes such as identity theft and credit card fraud. These cases resulted in over 90 felony arrests, 67 cases to the DA for warrants or charging, and over 30 probation, parole and search warrants. A number of these cases are still active investigations. Detectives assisted with successful conclusion of a volatile armed suspect hostage situation. Additional investigations division duties include processing and tracking of sex registrants, extraditions, Police Department pre-employment background investigations, and participation in narcotics, stolen vehicle, gang and hi-tech crime task forces.

INVESTIGATIONS DIVISION

Revenues by Fund				
<u>Source of Funds</u>	Actual <u>2004-05</u>	Actual <u>2005-06</u>	Budget <u>2006-07</u>	Budget <u>2007-08</u>
General Fund Support	1,488,172	1,640,255	1,589,826	1,875,193
Fees & Charges	13,850	38,012	7,500	9,674
Grants/Designated Revenue	128,468	63,948	70,000	70,000
Public Safety Srv Fee/Tax	0	0	0	0
Special Revenue Funds	40,701	0	0	0
Total Revenues	1,671,191	1,742,215	1,667,326	1,954,867

Expenses by Category				
<u>Expenditures</u>	Actual <u>2004-05</u>	Actual <u>2005-06</u>	Budget <u>2006-07</u>	Budget <u>2007-08</u>
Operating Expenditures	294,798	201,236	184,652	187,984
Salaries and Benefits	1,376,393	1,540,979	1,482,674	1,766,883
Total Expenditures	1,671,191	1,742,215	1,667,326	1,954,867

**SUMMARY OF MAJOR
BUDGET CHANGES**

Expenditures reflect inclusion of an increase in the YONET Narcotics Task Force program budget.

RECORDS & COMMUNICATIONS - DIVISION 58

Major Accomplishments in FY 2006-07

- Continued implementation of GIS mapping for wireless communications
- Completed consultant feasibility study regarding 911 User Fee
- Implemented new Dispatch, Records Management and Mobile computer system

Plans / Goals for FY 2007-08

- Continue to work with State of California in reviewing and revising handling of 911 calls via cell phone
- Continue refinement of Police Dispatch, Records Management and Mobile Data computer system
- Continue conversion of old hardcopy reports to optical storage

How We Measure Up

- 911 Emergency calls average 1200 per month, including cell transfers
- Over 60% of emergency calls received via cell phone transfers
- Non-emergency calls average over 500 per 24-hour day

TOTAL CALLS FOR SERVICE

<u>2004</u>	<u>2005</u>	<u>2006</u>
62,878	61,646	59,057

Total calls for service over a three-year span.

TOTAL REPORTS PROCESSED

<u>2004</u>	<u>2005</u>	<u>2006</u>
7,874	7,430	6,996

The Records Division processes all reports generated by the Police Department

No. 58

Revenues by Fund				
<u>Source of Funds</u>	Actual <u>2004-05</u>	Actual <u>2005-06</u>	Budget <u>2006-07</u>	Budget <u>2007-08</u>
General Fund Support	1,438,925	1,488,239	1,570,220	1,596,116
Fees & Charges	217,448	255,611	294,445	332,397
Total Revenues	1,656,373	1,743,850	1,864,665	1,928,513

Expenses by Category				
<u>Expenditures</u>	Actual <u>2004-05</u>	Actual <u>2005-06</u>	Budget <u>2006-07</u>	Budget <u>2007-08</u>
Operating Expenditures	270,612	274,816	135,440	160,016
Salaries and Benefits	1,385,761	1,469,034	1,729,225	1,768,497
Total Expenditures	1,656,373	1,743,850	1,864,665	1,928,513

**SUMMARY OF MAJOR
BUDGET CHANGES**

There are no major budget changes.

PARKING ENFORCEMENT - DIVISION 59

Major Accomplishments in FY 2006-07

- Continued to review, revise and consolidate parking ordinances as necessary
- Implemented including online credit card payments for fees
- Expanded citizen information on Parking Enforcement webpage
- Implemented enforcement of "Reparking" ordinance to increase turnover of Downtown Core parking spaces.

Plans / Goals for FY 2007-08

- Continue to review and revise parking ordinances as necessary
- Explore feasibility of on-line processing of parking permits
- Continue to work with business and residential associations as well as individuals regarding parking issues and potential solutions
- Complete analysis to convert existing parking permit database into Police Department Records Management System.

How We Measure Up

PARKING CITATIONS ISSUED

<u>2004</u>	<u>2005</u>	<u>2006</u>
25,466	26,445	21,069

Total number of Parking Citations issued over a three-year span

No. 59

Revenues by Fund				
<u>Source of Funds</u>	<u>Actual 2004-05</u>	<u>Actual 2005-06</u>	<u>Budget 2006-07</u>	<u>Budget 2007-08</u>
General Fund Support	0	0	493,583	551,070
Special Revenue Funds	517,859	419,270	0	0
Total Revenues	517,859	419,270	493,583	551,070

Expenses by Category				
<u>Expenditures</u>	<u>Actual 2004-05</u>	<u>Actual 2005-06</u>	<u>Budget 2006-07</u>	<u>Budget 2007-08</u>
Capital Expenditures	80,812	0	0	0
Operating Expenditures	60,366	54,726	55,442	80,295
Salaries and Benefits	376,681	364,544	438,141	470,775
Total Expenditures	517,859	419,270	493,583	551,070

**SUMMARY OF MAJOR
BUDGET CHANGES**

There are no major budget changes.